ΔΙΑΜΕΡΙΣΜΑ Δ2

102 ΣΠΕΤΣΩΝ

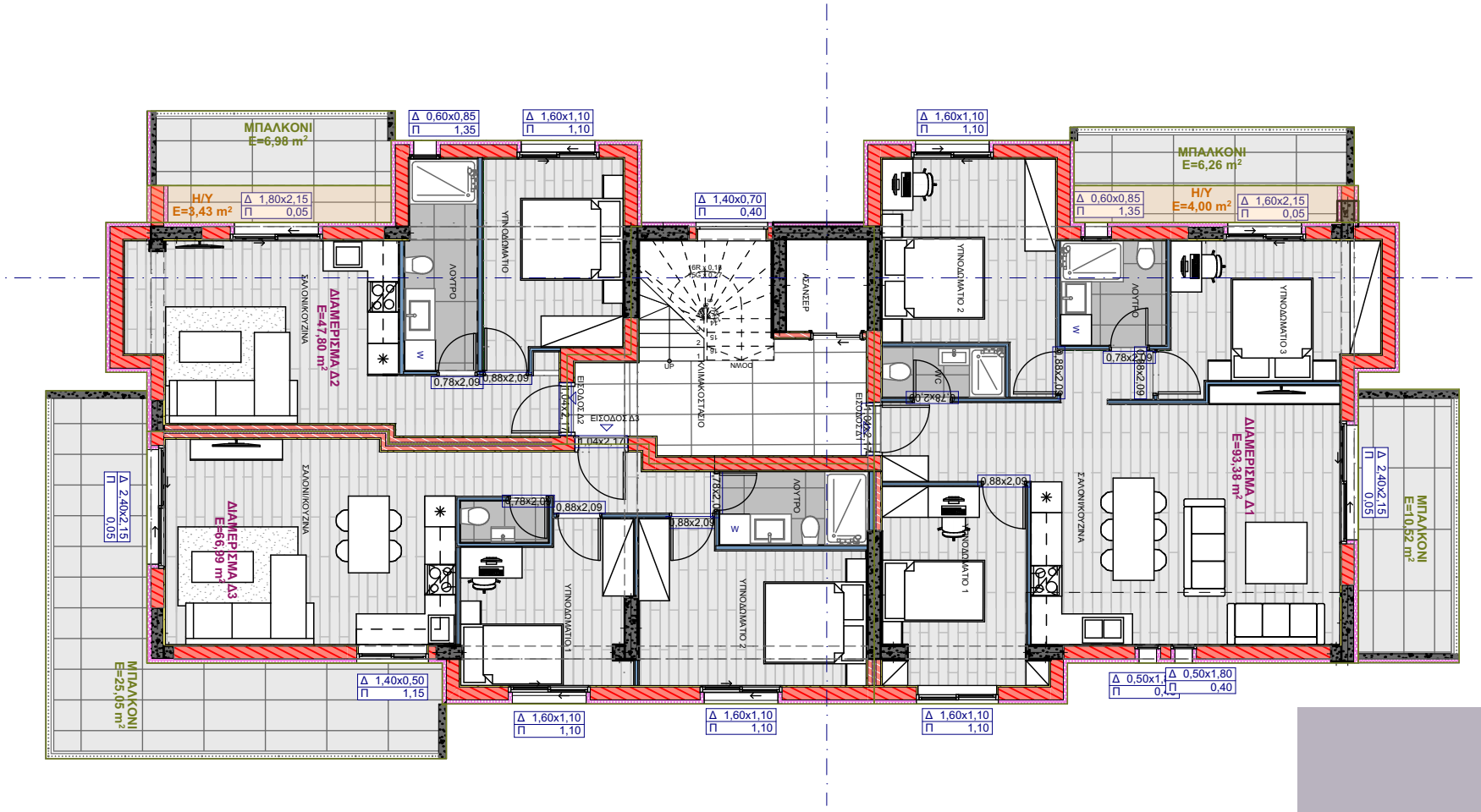

DRAWING INFO	DRAWING DESCRIPTION:	ΚΑΤΟΨΗ Δ ΕΠΙΠΕΔΟΥ	
	PROJECT:	ΑΝΕΓΕΡΣΗ ΠΟΛΥΚΑΤΟΙΚΙΑΣ 6 ΕΠΙΠΕΔΩΝ ΜΕ PILOTIS ΚΑΙ ΥΠΟΓΕΙΟ	
	CLIENT:	#Client Full Name	

DRAWING NUM: A.02.10.4.2 (A.02.10.4)

DRAWING REV: 07 — 3:59 μμ 20/10/2026

SCALE: 1:125

ENMAC Ε.Π.Ε.
© all rights reserved
213 0290652 www.enmac.gr enmacltd@gmail.com

1. DO NOT SCALE FROM THIS DRAWING 2. ALL DIMENSIONS ARE IN METERS UNLESS OTHERWISE SPECIFIED 3. ALL PLANS ARE SUBJECT TO CHANGE ACCORDING TO AUTHORITY'S APPROVAL
4. THIS DRAWING IS TO BE READ IN CONJUNCTION WITH ALL RELEVANT ARCHITECTURAL AND ENGINEER DRAWINGS AND SPECIFICATIONS 5. THIS DRAWING IS A CONCEPT LAYOUT NOT FOR CONSTRUCTION PURPOSES

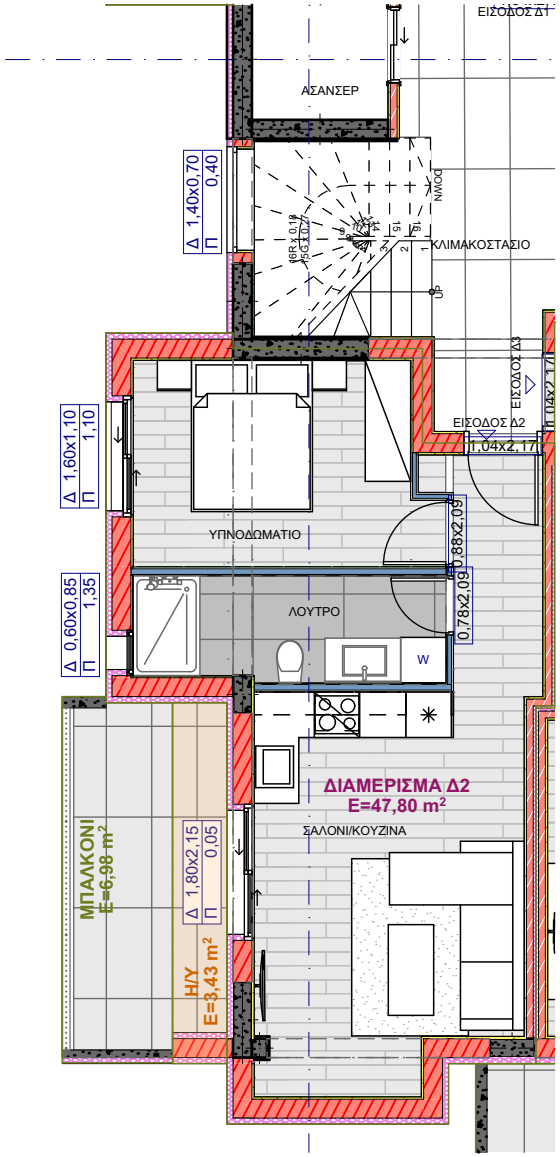

ΔΙΑΜΕΡΙΣΜΑ Δ2

ΘΕΣΗ: Δ ΕΠΙΠΕΔΟ ΠΙΣΩ ΑΚΑΛΥΠΤΟΣ
ΕΜΒΑΔΟΝ: 47,80ΤΜ
Η/Υ ΧΩΡΟΣ: 3,43ΤΜ
ΜΠΑΛΚΟΝΙ: 6,98ΤΜ
ΘΕΣΗ ΣΤΑΘΜΕΥΣΗΣ: 1
ΑΠΟΘΗΚΗ: 5,57ΤΜ

ΣΑΛΟΝΙ/ ΚΟΥΖΙΝΑ: 1
ΥΠΟΔΩΜΑΤΙΑ: 1
ΛΟΥΤΡΟ: 1

DRAWING INFO	DRAWING DESCRIPTION:	ΚΑΤΟΨΗ Δ2	DRAWING NUM	A.02.10.5.2 ~~A.02.10.5~~	DRAWING REV 07 3:59 μμ 20/10/2026
	PROJECT:	ΑΝΕΓΕΡΣΗ ΠΟΛΥΚΑΤΟΙΚΙΑΣ 6 ΕΠΙΠΕΔΩΝ ΜΕ PILOTIS ΚΑΙ ΥΠΟΓΕΙΟ			SCALE 1:100
	CLIENT:	#Client Full Name			

ENMAC Ε.Π.Ε.
© all rights reserved
213 0290652 www.enmac.gr enmacltd@gmail.com

1. DO NOT SCALE FROM THIS DRAWING 2. ALL DIMENSIONS ARE IN METERS UNLESS OTHERWISE SPECIFIED 3. ALL PLANS ARE SUBJECT TO CHANGE ACCORDING TO AUTHORITY'S APPROVAL
4. THIS DRAWING IS TO BE READ IN CONJUNCTION WITH ALL RELEVANT ARCHITECTURAL AND ENGINEER DRAWINGS AND SPECIFICATIONS 5. THIS DRAWING IS A CONCEPT LAYOUT NOT FOR CONSTRUCTION PURPOSES

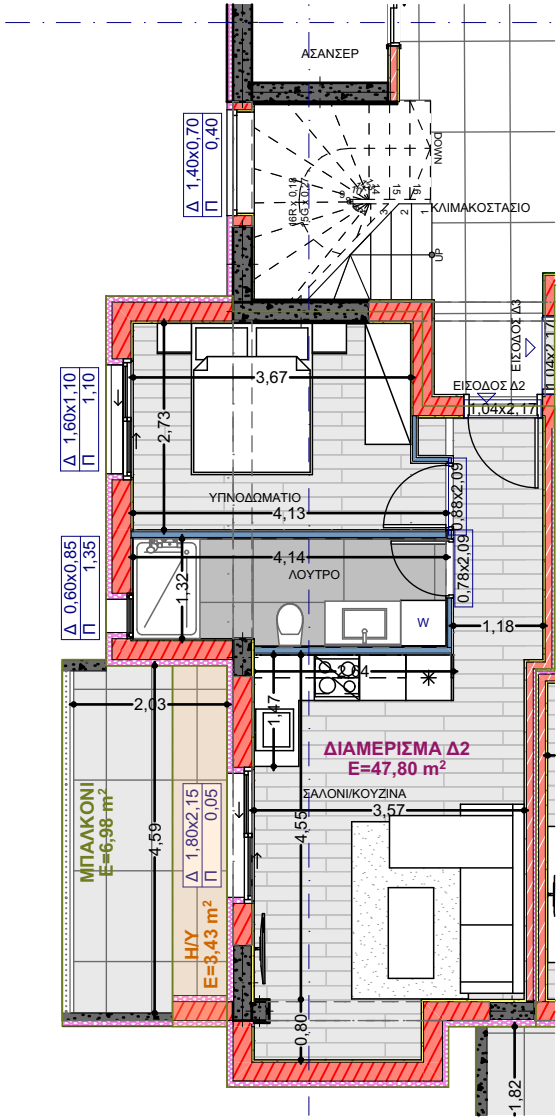

ΔΙΑΜΕΡΙΣΜΑ Δ2

ΘΕΣΗ: Δ ΕΠΙΠΕΔΟ ΠΙΣΩ ΑΚΑΛΥΠΤΟΣ
ΕΜΒΑΔΟΝ: 47,80ΤΜ
Η/Υ ΧΩΡΟΣ: 3,43ΤΜ
ΜΠΑΛΚΟΝΙ: 6,98ΤΜ
ΘΕΣΗ ΣΤΑΘΜΕΥΣΗΣ: 1
ΑΠΟΘΗΚΗ: 5,57ΤΜ

ΣΑΛΟΝΙ/ ΚΟΥΖΙΝΑ: 1
ΥΠΟΔΩΜΑΤΙΑ: 1
ΛΟΥΤΡΟ: 1

DRAWING INFO	DRAWING DESCRIPTION:	ΚΑΤΟΨΗ Δ2 (ΜΕ ΔΙΑΣΤΑΣΕΙΣ)	DRAWING NUM	A.02.10.5.3	
	PROJECT:	ΑΝΕΓΕΡΣΗ ΠΟΛΥΚΑΤΟΙΚΙΑΣ 6 ΕΠΙΠΕΔΩΝ ΜΕ PILOTIS ΚΑΙ ΥΠΟΓΕΙΟ	DRAWING REV	07 3:59 μμ 20/10/2026	
	CLIENT:	#Client Full Name	SCALE	1:100	

A.02.10.5

ENMAC Ε.Π.Ε.
© all rights reserved
213 0290652 www.enmac.gr enmacltd@gmail.com

1. DO NOT SCALE FROM THIS DRAWING 2. ALL DIMENSIONS ARE IN METERS UNLESS OTHERWISE SPECIFIED 3. ALL PLANS ARE SUBJECT TO CHANGE ACCORDING TO AUTHORITY'S APPROVAL
4. THIS DRAWING IS TO BE READ IN CONJUNCTION WITH ALL RELEVANT ARCHITECTURAL AND ENGINEER DRAWINGS AND SPECIFICATIONS 5. THIS DRAWING IS A CONCEPT LAYOUT NOT FOR CONSTRUCTION PURPOSES

DRAWING INFO	DRAWING DESCRIPTION:	ΦΩΤΟΡΕΑΛΙΣΤΙΚΗ ΑΠΕΙΚΟΝΙΣΗ ΣΑΛΟΝΙΟΥ/ ΚΟΥΖΙΝΑΣ	DRAWING NUM	A.02.10.5.4	DRAWING REV 07
	PROJECT:	ΑΝΕΓΕΡΣΗ ΠΟΛΥΚΑΤΟΙΚΙΑΣ 6 ΕΠΙΠΕΔΩΝ ΜΕ PILOTIS ΚΑΙ ΥΠΟΓΕΙΟ		A.02.10.5	3:59 μμ 20/10/2026
	CLIENT:	#Client Full Name			SCALE

ENMAC Ε.Π.Ε.
© all rights reserved
213 0290652 www.enmac.gr enmacltd@gmail.com

1. DO NOT SCALE FROM THIS DRAWING 2. ALL DIMENSIONS ARE IN METERS UNLESS OTHERWISE SPECIFIED 3. ALL PLANS ARE SUBJECT TO CHANGE ACCORDING TO AUTHORITY'S APPROVAL
4. THIS DRAWING IS TO BE READ IN CONJUNCTION WITH ALL RELEVANT ARCHITECTURAL AND ENGINEER DRAWINGS AND SPECIFICATIONS 5. THIS DRAWING IS A CONCEPT LAYOUT NOT FOR CONSTRUCTION PURPOSES

DRAWING INFO	DRAWING DESCRIPTION:	ΦΩΤΟΡΕΑΛΙΣΤΙΚΗ ΑΠΕΙΚΟΝΙΣΗ ΣΑΛΟΝΙΟΥ/ ΚΟΥΖΙΝΑΣ	DRAWING NUM	A.02.10.5.5	DRAWING REV 07
	PROJECT:	ΑΝΕΓΕΡΣΗ ΠΟΛΥΚΑΤΟΙΚΙΑΣ 6 ΕΠΙΠΕΔΩΝ ΜΕ PILOTIS ΚΑΙ ΥΠΟΓΕΙΟ		A.02.10.5	3:59 μμ 20/10/2026
	CLIENT:	#Client Full Name			SCALE

ENMAC Ε.Π.Ε. © all rights reserved

213 0290652 www.enmac.gr enmacltd@gmail.com

1. DO NOT SCALE FROM THIS DRAWING 2. ALL DIMENSIONS ARE IN METERS UNLESS OTHERWISE SPECIFIED 3. ALL PLANS ARE SUBJECT TO CHANGE ACCORDING TO AUTHORITY'S APPROVAL
4. THIS DRAWING IS TO BE READ IN CONJUNCTION WITH ALL RELEVANT ARCHITECTURAL AND ENGINEER DRAWINGS AND SPECIFICATIONS 5. THIS DRAWING IS A CONCEPT LAYOUT NOT FOR CONSTRUCTION PURPOSES

DRAWING INFO	DRAWING DESCRIPTION:	ΦΩΤΟΡΕΑΛΙΣΤΙΚΗ ΑΠΕΙΚΟΝΙΣΗ ΥΠΝΟΔΩΜΑΤΙΟΥ	DRAWING NUM: A.02.10.5.6
	PROJECT:	ΑΝΕΓΕΡΣΗ ΠΟΛΥΚΑΤΟΙΚΙΑΣ 6 ΕΠΙΠΕΔΩΝ ΜΕ PILOTIS ΚΑΙ ΥΠΟΓΕΙΟ	DRAWING REV: 07
	CLIENT:	#Client Full Name	3:59 μμ 20/10/2026

A.02.10.5

SCALE

ENMAC Ε.Π.Ε.
© all rights reserved
213 0290652 www.enmac.gr enmacltd@gmail.com

1. DO NOT SCALE FROM THIS DRAWING 2. ALL DIMENSIONS ARE IN METERS UNLESS OTHERWISE SPECIFIED 3. ALL PLANS ARE SUBJECT TO CHANGE ACCORDING TO AUTHORITY'S APPROVAL
4. THIS DRAWING IS TO BE READ IN CONJUNCTION WITH ALL RELEVANT ARCHITECTURAL AND ENGINEER DRAWINGS AND SPECIFICATIONS 5. THIS DRAWING IS A CONCEPT LAYOUT NOT FOR CONSTRUCTION PURPOSES

DRAWING INFO	DRAWING DESCRIPTION:	ΦΩΤΟΡΕΑΛΙΣΤΙΚΗ ΑΠΕΙΚΟΝΙΣΗ ΥΠΝΟΔΩΜΑΤΙΟΥ	DRAWING NUM: A.02.10.5.7
	PROJECT:	ΑΝΕΓΕΡΣΗ ΠΟΛΥΚΑΤΟΙΚΙΑΣ 6 ΕΠΙΠΕΔΩΝ ΜΕ PILOTIS ΚΑΙ ΥΠΟΓΕΙΟ	DRAWING REV: 07
	CLIENT:	#Client Full Name	3:59 μμ 20/10/2026

A.02.10.5

SCALE

ENMAC Ε.Π.Ε.
© all rights reserved
213 0290652 www.enmac.gr enmacltd@gmail.com

1. DO NOT SCALE FROM THIS DRAWING 2. ALL DIMENSIONS ARE IN METERS UNLESS OTHERWISE SPECIFIED 3. ALL PLANS ARE SUBJECT TO CHANGE ACCORDING TO AUTHORITY'S APPROVAL
4. THIS DRAWING IS TO BE READ IN CONJUNCTION WITH ALL RELEVANT ARCHITECTURAL AND ENGINEER DRAWINGS AND SPECIFICATIONS 5. THIS DRAWING IS A CONCEPT LAYOUT NOT FOR CONSTRUCTION PURPOSES

DRAWING INFO	DRAWING DESCRIPTION:	ΦΩΤΟΡΕΑΛΙΣΤΙΚΗ ΑΠΕΙΚΟΝΙΣΗ ΜΠΑΝΙΟΥ	DRAWING NUM: A.02.10.5.8
	PROJECT:	ΑΝΕΓΕΡΣΗ ΠΟΛΥΚΑΤΟΙΚΙΑΣ 6 ΕΠΙΠΕΔΩΝ ΜΕ PILOTIS ΚΑΙ ΥΠΟΓΕΙΟ	DRAWING REV: 07
	CLIENT:	#Client Full Name	3:59 μμ 20/10/2026

A.02.10.5

SCALE

ENMAC Ε.Π.Ε.
© all rights reserved
213 0290652 www.enmac.gr enmacltd@gmail.com

1. DO NOT SCALE FROM THIS DRAWING 2. ALL DIMENSIONS ARE IN METERS UNLESS OTHERWISE SPECIFIED 3. ALL PLANS ARE SUBJECT TO CHANGE ACCORDING TO AUTHORITY'S APPROVAL
4. THIS DRAWING IS TO BE READ IN CONJUNCTION WITH ALL RELEVANT ARCHITECTURAL AND ENGINEER DRAWINGS AND SPECIFICATIONS 5. THIS DRAWING IS A CONCEPT LAYOUT NOT FOR CONSTRUCTION PURPOSES

ΠΡΟΣΟΨΗ

ΠΙΣΩ ΟΨΗ

ΠΛΑΓΙΑ ΟΨΗ

DRAWING INFO	DRAWING DESCRIPTION:	ΦΩΤΟΡΕΑΛΙΣΤΙΚΗ ΑΠΕΙΚΟΝΙΣΗ	DRAWING NUM	A.07.8	DRAWING REV	07	SCALE
	PROJECT:	ΑΝΕΓΕΡΣΗ ΠΟΛΥΚΑΤΟΙΚΙΑΣ 6 ΕΠΙΠΕΔΩΝ ΜΕ PILOTIS ΚΑΙ ΥΠΟΓΕΙΟ		A.07		3:59 μμ 20/10/2026	
	CLIENT:	#Client Full Name					

ENMAC Ε.Π.Ε.
© all rights reserved
213 0290652 www.enmac.gr enmacltd@gmail.com

1. DO NOT SCALE FROM THIS DRAWING 2. ALL DIMENSIONS ARE IN METERS UNLESS OTHERWISE SPECIFIED 3. ALL PLANS ARE SUBJECT TO CHANGE ACCORDING TO AUTHORITY'S APPROVAL
4. THIS DRAWING IS TO BE READ IN CONJUNCTION WITH ALL RELEVANT ARCHITECTURAL AND ENGINEER DRAWINGS AND SPECIFICATIONS 5. THIS DRAWING IS A CONCEPT LAYOUT NOT FOR CONSTRUCTION PURPOSES

eng management & cons

www.enmac.gr, Markou Mpotsari 10, 14561, Kifissia, info@enmac.gr